

## MODELLI DISPONIBILI

Articolo	Descrizione	Alimentazione
<b>HB60V4-M</b>	idraulica	Monofase
<b>HB60V4-M-KOD1</b>	idraulica con kit OD1	Monofase
<b>HB60V4-M-KOD2</b>	idraulica con kit OD2	Monofase

## MODELS AVAILABLE



Article	Description	Tension
<b>HB60V4-M</b>	hydraulic	Single phase
<b>HB60V4-M-KOD1</b>	hydraulic with OD1 kit	Single phase
<b>HB60V4-M-KOD2</b>	hydraulic with OD2 kit	Single phase

## CARATTERISTICHE

- Elevata potenza con un design compatto
- Macchina completamente idraulica
- Raggiunge l'angolo di curvatura di 210° in un unico passaggio
- Sistema di controllo meccanico
- Brevetto depositato
- Macchina composta in due parti
- Robusto corpo in alluminio

## FEATURES

- High power with a compact design
- Completely hydraulic machine
- It reaches the bending angle of 210° in a single step
- No electronic control system
- Ercolina Patent Pending
- Machine composed in two parts
- Aluminum body



## DATI TECNICI / TECHNICAL DATA

Modulo di Flessione Flexion Modulus	10 cm <sup>3</sup>
Min Diametro Esterno Min. outside diameter	5 mm
Raggio Max. di Curvatura (CLR) Max bending radius (CLR)	270 mm
Raggio Min. di Curvatura (CLR) Min bending radius (CLR)	10 mm
Pompa manuale (M) Manual pump (M)	min. 25 cicli x 90°
Pompa idraulica elettrica Electric hydraulic pump	110 - 200 V
Controllo dell'angolo di curvatura Control of the angle of bending	Ruota meccanica con gradi Mechanical wheel with degrees
Larghezza x lunghezza Width x length	470 x 610 mm 302 x 674 mm (M)
Altezza Height	1055 mm 243 mm (M)
Peso Weight	141 Kg 76 Kg (M)























## DOTAZIONE DI SERIE

- Esagono da 50 e 40 mm
- Supporto per contromatrice
- Volantino
- Chiave esagonale da 6 mm
- Grasso spray Ercolina
- Ingrassatore

## STANDARD EQUIPMENT

- 50 and 40 mm hex shafts
- Counterbending die support
- Handwheel
- 6 mm allen wrench key
- Ercolina grease spray
- Pump for grease

## MAXIMUM CAPACITY - (mm)

SEZ.	MATERIALE - MATERIAL	10 cm <sup>3</sup>
	Tubo AnsiB36, 10 e API - Gas Tube	2" x3,91
	Tubo standard acciaio - Standard Steel Tube	60,3x4,5
	Tubo Mobilio - Forniture tube	60x2
	Acciaio ST35 (per oleod.) - Hydraulic Steel ST35	50x10
	Inox AISI 304-318 - Stainless Steel AISI 304-318	60,3x2,6
	Inox AISI 308 (per alim.) - Stainless Steel AISI 308	60,3x2,6
	Ottone ricotto - Soft Brass	60,3x12,5
	Alluminio curvabile - Hard Copper & Aluminium	60,3x5,4
	Rame ricotto - Soft Copper	60,3x11
	Tubo Conduit (TAZ) - Conduit Tube (TAZ)	60,3x3,25
	Mepla, Geberit e simili - Mepla, Geberit and similars	63x43
	Acciaio FE42 (EN: S275J0) - Mild Steel (EN: S275J0)	45
	Acciaio FE42 (EN:S275J0) - Mild Steel (EN: S275J0)	60x30
	Acciaio FE42 (EN:S275J0) - Mild Steel (EN: S275J0)	60x16
	Acciaio FE42 (EN:S275J0) - Mild Steel (EN: S275J0)	60x30
	Acciaio FE42 (EN:S275J0) - Mild Steel (EN: S275J0)	60x30x4
	Acciaio FE42 (EN:S275J0) - Mild Steel (EN: S275J0)	60x40x7
	Acciaio FE42:(EN:S275J0) - Mild Steel (EN: S275J0)	60x40x3
	Acciaio FE42 (EN:S275J0) - Mild Steel (EN: S275J0)	55x55x2,5
	Acciaio FE42 (EN:S275J0) - Mild Steel (EN: S275J0)	35x35
	Acciaio FE42 (EN:S275J0) - Mild Steel (EN: S275J0)	60x60x8
	Acciaio FE42 (EN:S275J0) - Mild Steel (EN: S275J0)	40x35 x 5

